
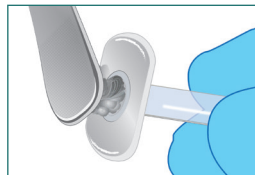




1. Use a cement spatula to remove excess powder. **DO NOT** use powder without leveling to the edge of the scoop.



2. Shake from top to bottom 3 times. Make sure that gel is in the tip end of the bottle before expressing the gel.



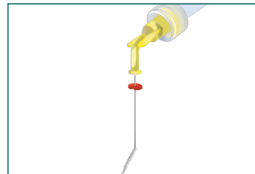
3. After mixing, load the mixed Endo-Eze MTAFlow cement into the back of the clear Skini syringe.



4. Insert the plunger and express a small amount of material through the tip.



5. Mixed Endo-Eze MTAFlow cement inside the syringe will be usable for up to 15 minutes.



6. Use the thin consistency and a NaviTip™ 29 ga tip to deliver Endo-Eze MTAFlow cement inside the canal.

Applications	Pulp Capping, Pulp Chamber Perforation, Pulpotomy	Resorption, Apexification, Apical Plug	Root End Filling
Powder (measuring spoon)	2 big ends (0.26 g)	1 big end plus 1 small end (0.19 g)	1 big end plus 1 small end (0.19 g)
Gel drops	2 drops	3 drops	1 drop*
Consistency	Thick	Thin	Putty
Delivery tip	Micro 20 ga Tip	NaviTip™ Tip (29 ga)	Non-syringe delivery

*Depends on the desired consistency

Pulp capping



Pulp chamber floor perforation



Pulpotomy



Resorption



Apexification



Apical plug



Root end filling

